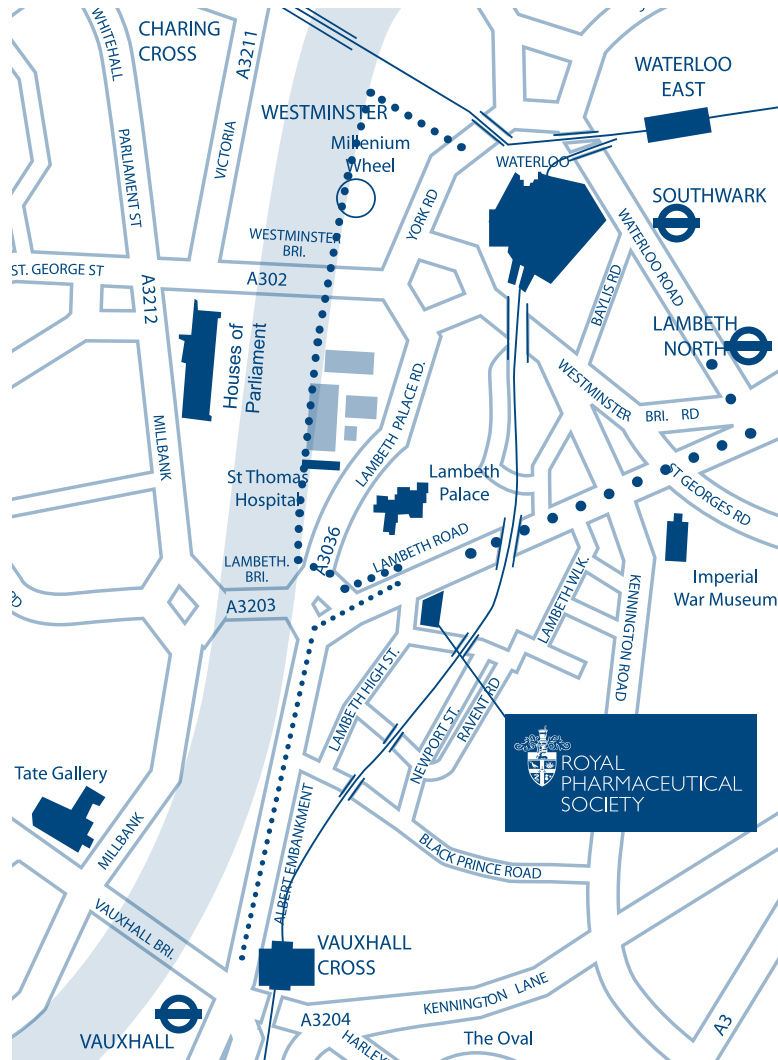


Where are we



Lambeth North

Once out of the station cross over all the 2 roads on to Hercules Road

Carry on down this road until you hit the main T junction on to Lambeth Road (cafe on left) turn right and walk under the bridge.

At the Zebra crossing cross the road and continue down the road

Pass Novotel, London Waterloo on your left

The Royal Pharmaceutical Society is the next building

Use the turning doors just round to the left of the building



Waterloo Station

Follow signs to the London Eye in the underground

Once you reach the London Eye turn left and walk along the embankment, taking in the wonderful views of Westminster

At Lambeth Road Roundabout (Lambeth Bridge) turn left at the round about The Royal Pharmaceutical Society is about 100 yards on the right

Use the turning doors to get in to the building



Vauxhall

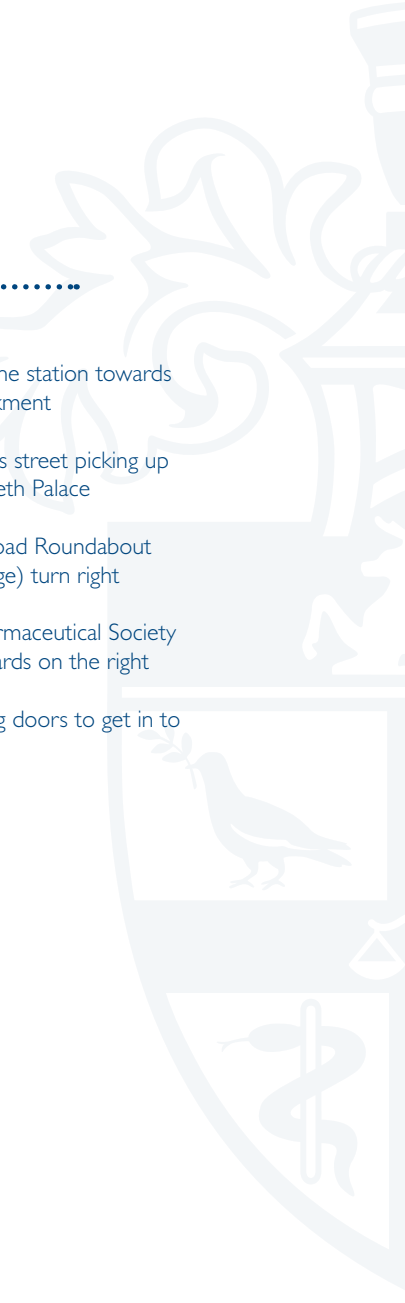
Come out of the station towards Albert Embankment

Walk along this street picking up signs for Lambeth Palace

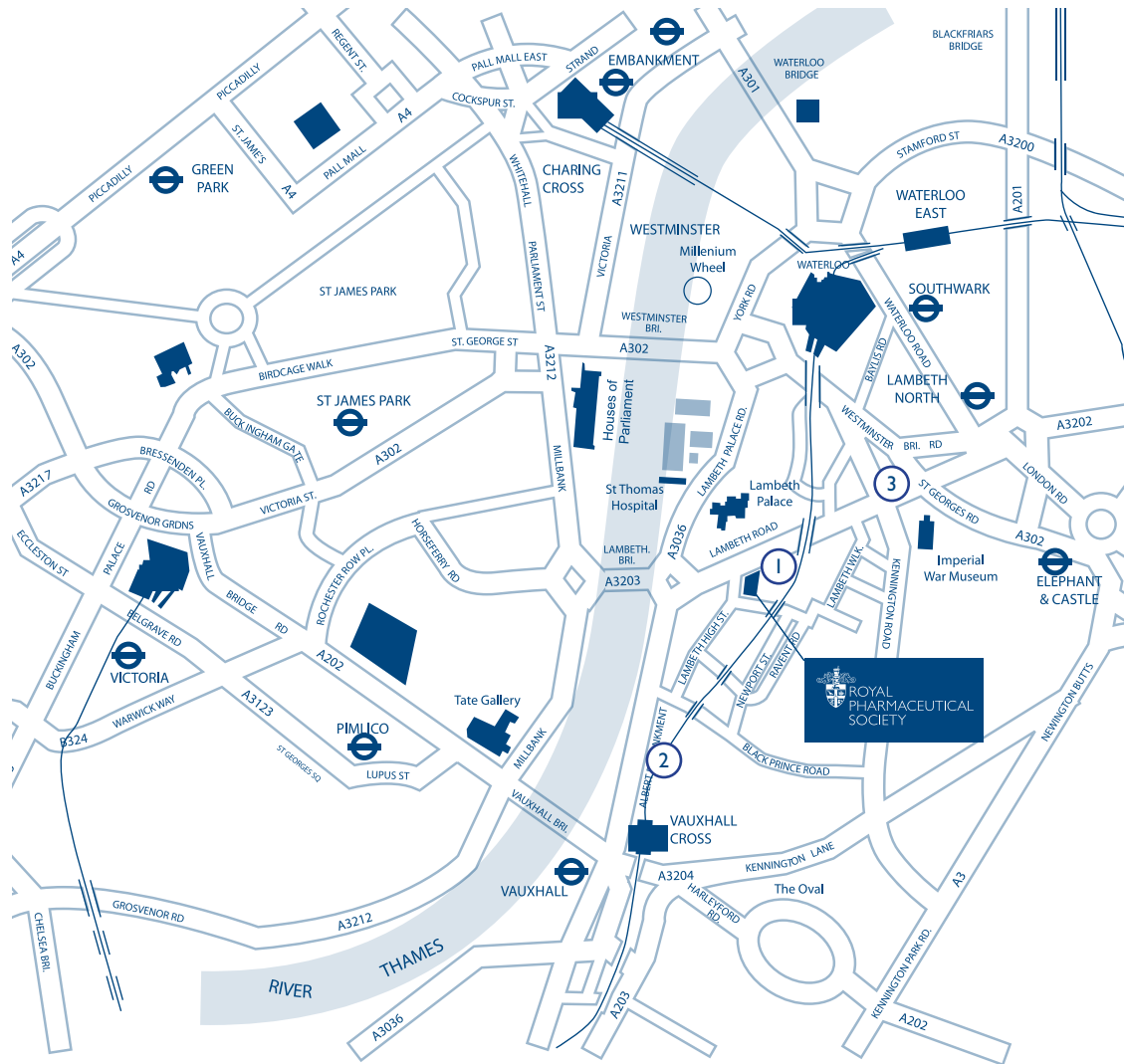
At Lambeth Road Roundabout (Lambeth Bridge) turn right

The Royal Pharmaceutical Society is about 100 yards on the right

Use the turning doors to get in to the building



Where are we



By Train.

Waterloo Station (15 minute walk along the Embankment)
 Vauxhall Station (10 minute walk along the Embankment)
 Victoria Station (5 minute taxi)
 Charing Cross Station (5 minute taxi)

Heathrow Airport.

Catch the Heathrow Express to Paddington, then either get a taxi or the tube on the Bakerloo line to Lambeth North.

Gatwick Airport.

Catch the Gatwick Express to Victoria. Then take a taxi or 507 bus

By Underground

Lambeth North on the Bakerloo (5 minute walk)
 Westminster on the Circle, District or Jubilee (15 minute walk)
 Vauxhall on the Victoria Line (20 minute walk)

By Bus.

From Waterloo, Victoria or Tooting - 507 or 77 to stop on Lambeth Palace Road
 From Clapham Junction or Liverpool Street take 344 to Lambeth Road
 From Crystal Palace or Oxford Circus take number 3 to Lambeth Road

By Car.

Easy access via M3, M4 and A3.

Our offices in central London are located almost directly on the roundabout on the southside of Lambeth Bridge. Unfortunately there is no visitor parking at the Society and on street parking is limited. Alternatively you can use the private car parks in Lambeth road, Black Prince Road and Carlisle Lane. Ensure congestion charges have been paid.

For regularly updated timetables please use www.tfl.gov.uk

Local Hotels

1. Novotel London Waterloo (1 minute walk)
2. Park Plaza Riverbank (5 minute walk)
3. Days Inn (5 minute walk)